

LABOR (Source: Job Service North Dakota)

	APR - 2024	MAR - 2024	APR - 2023	2024-2023 CHANGE
UNEMPLOYMENT RATE				
Bismarck-Mandan MSA	2.2%	2.6%	2.1%	0.1%
Fargo-Moorhead MSA	2.0%	2.4%	1.9%	0.1%
Grand Forks MSA	2.2%	2.6%	2.2%	0.0%
North Dakota	2.2%	2.6%	2.0%	0.2%
United States	3.5%	3.9%	3.1%	0.4%
LABOR FORCE				
Bismarck-Mandan MSA	70,419	70,581	71,265	-846
Fargo-Moorhead MSA	151,049	150,591	149,222	1,827
Grand Forks MSA	54,895	55,117	53,836	1,059
North Dakota	418,261	416,559	416,179	2,082
CURRENT EMPLOYMENT				
Bismarck-Mandan MSA	68,893	68,737	69,799	-906
Fargo-Moorhead MSA	147,978	146,914	146,373	1,605
Grand Forks MSA	53,691	53,675	52,677	1,014
North Dakota	409,152	405,742	407,846	1,306
ONLINE JOB OPENINGS				
Burleigh	2,943	2,979	2,664	279
Morton	304	354	320	-16
Cass	4,309	4,245	4,717	-408
Grand Forks	1,820	1,773	1,521	299
North Dakota	16,540	17,192	15,786	754

PROPERTY (Source: City of Bismarck, City of Mandan, Morton County & Burleigh County)

	APR - 2024	VALUATION	APR - 2023	VALUATION
SINGLE FAMILY				
Bismarck	17	\$7,846,520	11	\$3,919,103
Mandan	11	\$4,162,000	3	\$1,310,000
Burleigh County	4	\$1,414,560	2	\$771,279
Morton County	4	\$1,461,900	5	\$2,353,100
COMMERCIAL				
Bismarck	15	\$32,337,625	6	\$9,068,000
Mandan	0	\$0	0	\$0
Burleigh County	0	\$0	1	\$7,956,386
Morton County	0	\$0	0	\$0

COST OF LIVING (Source: Council for Community and Economic Research)

METRO	COMP INDEX	GROCERY	HOUSING	UTILITIES	TRANSPORTATION	HEALTH CARE	OTHER SERVICES
Bis-Man	93.6	95.3	85.3	82.4	100.5	108.3	98.6
Fargo	96.8	97.0	82.0	83.7	98.7	117.3	109.3
Grand Forks	90.5	92.2	87.3	84.7	94.9	101.3	91.1
Minot	90.3	93.6	74.2	82.6	100.5	110.3	98.2

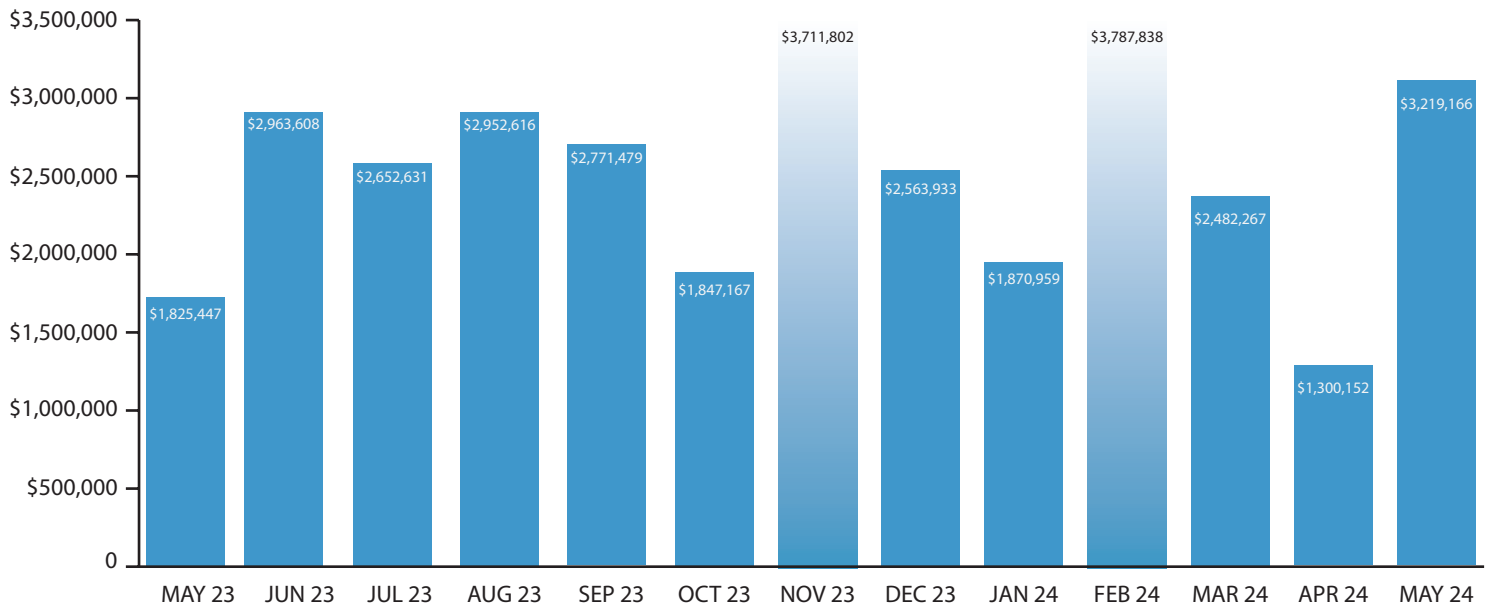
*The average for participating places equals 100. Each participant's index is read as a percentage of the average for all places.

TAXABLE SALES & PURCHASES (Source: ND Tax Department)

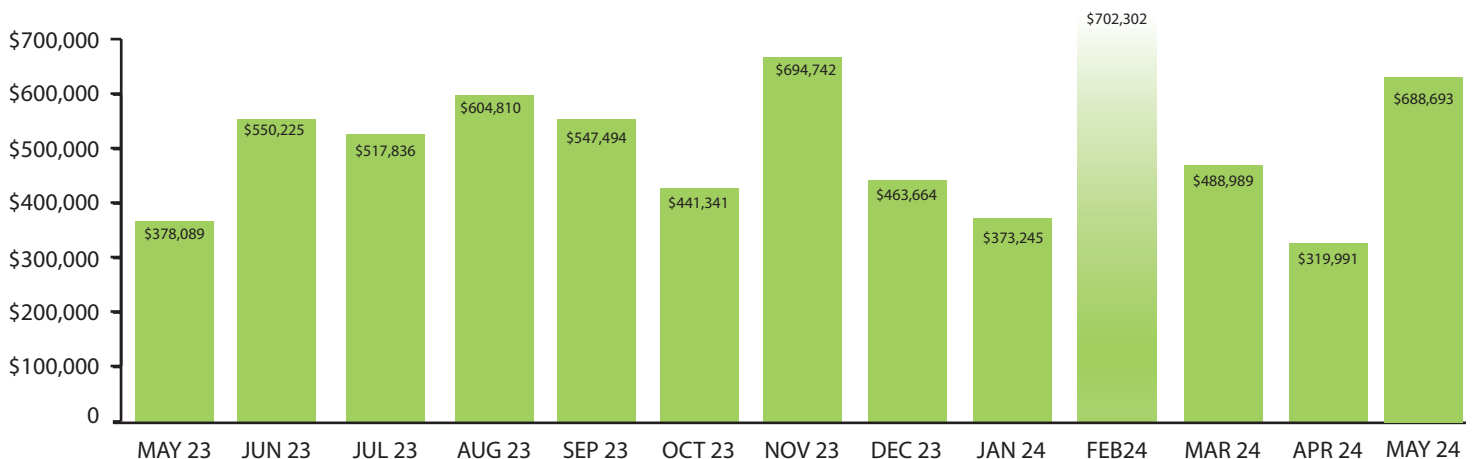
	24-23% CHANGE	Q1 - 2024	Q1 - 2023	Q1 - 2022	Q1 - 2021
Bismarck	-1.61%	\$375,347,245	\$381,509,535	\$359,491,628	\$360,576,734
Mandan	15.50%	\$78,304,400	\$67,768,821	\$61,831,824	\$59,293,155
Fargo	-1.98%	\$624,456,285	\$637,072,498	\$602,261,568	\$590,832,290
Grand Forks	5.12%	\$254,038,197	\$241,670,700	\$225,007,060	\$228,041,845
Minot	1.17%	\$279,184,562	\$275,954,574	\$238,651,133	\$231,891,095

SALES TAX (Source: ND State Treasurer)

BISMARCK

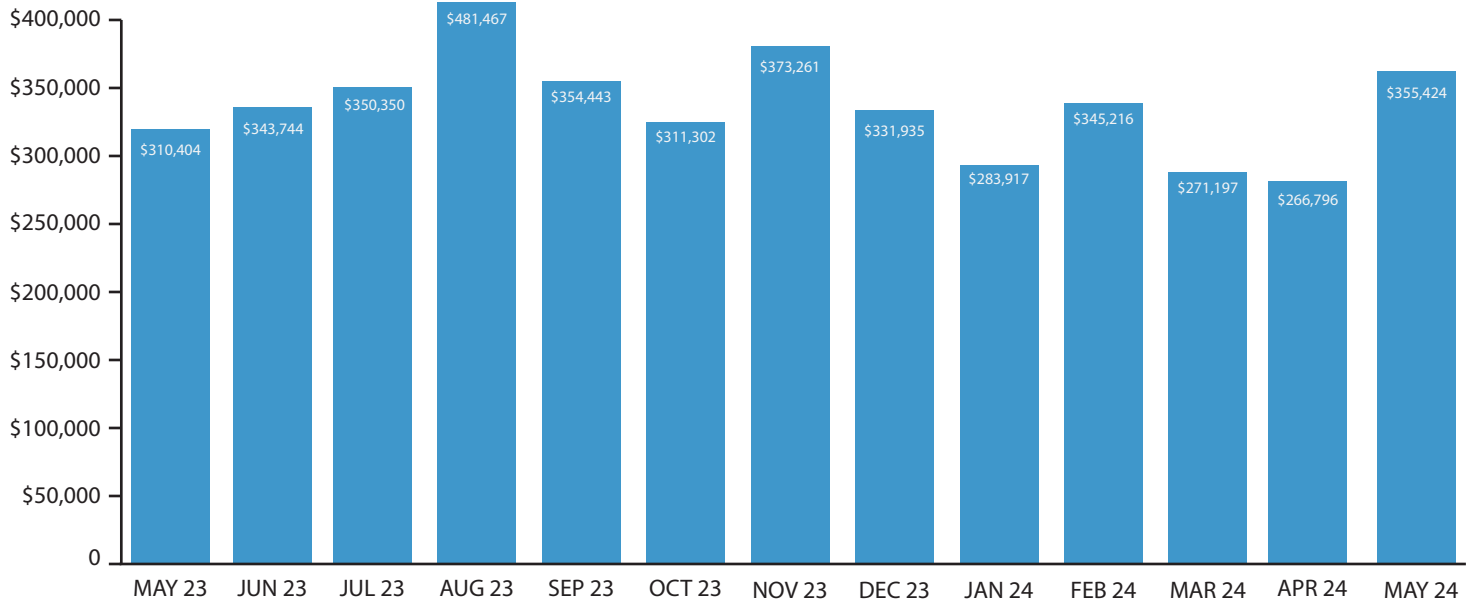


MANDAN



RESTAURANT/LODGING TAX (Source: ND State Treasurer)

BISMARCK



MANDAN

